

HDPE Soil & Waste System

Same floor drainage means that the drain pipes in the bathroom do not pass through the floor but rather enter on the same floor level into the stack. Depending on the piping design, either the main drain from the toilet does not penetrate the slab anymore or all drainage pipes (wash basin, shower, bathtub, floordrain) do not penetrate the slab anymore.

The advantages of same floor drainage system
 1. Durability: HDPE soil & waste systems are made from polyethylene, a durable material with a very long lifetime.

2. Security and flexibility:

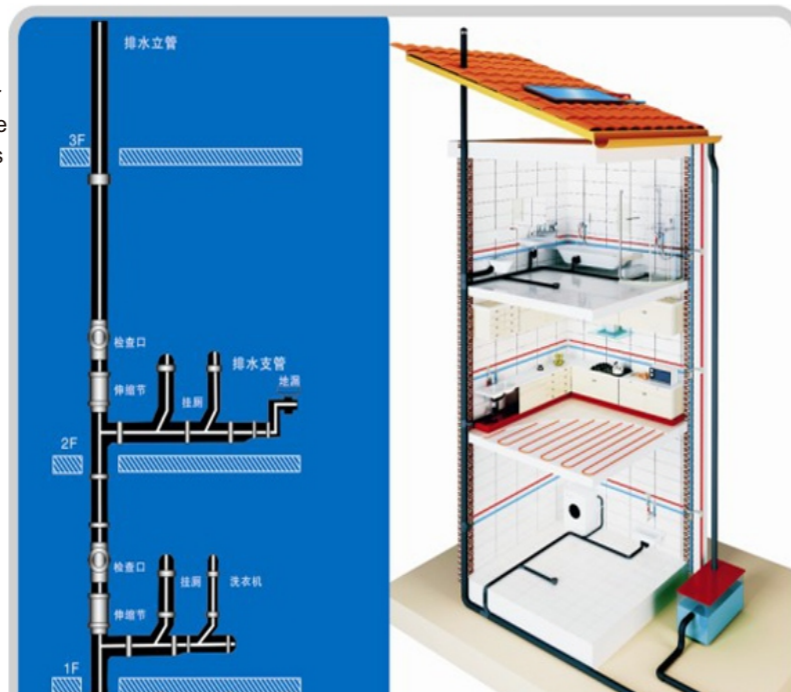
HDPE soil & waste systems can be poured into concrete, embedded in the ground or hung from the ceiling and still sustain and perform.

3. clear definition of property rights: No troubles caused this way between neighbours

4. No noise interference thanks to hidden pipes layout

5. Free of leakage risk or sanitary hazards

6. space conciousness to give you more rooms



Cleanout	Code	Size
	CNSWCO50	50
	CNSWCO75	75
	CNSWCO90	90
	CNSWCO110	110
	CNSWCO125	125
	CNSWCO160	160
	CNSWCO200	200


Check Tee	Code	Size
	CNSWCT50	50
	CNSWCT63	63
	CNSWCT75	75
	CNSWCT90	90
	CNSWCT110	110
	CNSWCT125	125
	CNSWCT160	160
	CNSWCT200	200

Expansion Socket	Code	Size
	CNSWES50	50
	CNSWES75	75
	CNSWES90	90
	CNSWES110	110
	CNSWES125	125
	CNSWES160	160
	CNSWES200	200
	CNSWES250	250

Double Y-branch	Code	Size
	CNSWDYT110	110×110
	CNSWDYT160	160×110

Stainless steel blind plate cleanout	Code	Size
	CNSWSSC90	90
	CNSWSSC110	110
	CNSWSSC125	125
	CNSWSSC160	160
	CNSWSSC200	200

stainless steel blind plate check tee	Code	Size
	CNSWSSCT75	75
	CNSWSSCT90	90
	CNSWSSCT110	110
	CNSWSSCT160	160
	CNSWSSCT200	200
	CNSWSSCT250	250

Y-branch 45°	Code	Size
	CNSWYT50	50×50×50
	CNSWYT63	63×63×63
	CNSWYT75	75×75×75
	CNSWYT90	90×90×90
	CNSWYT110	110×110×110
	CNSWYT125	125×125×125
	CNSWYT160	160×160×160
	CNSWYT200	200×200×200
CNSWYT250110	250×110×250	
CNSWYT7563	75×63×75	

Vent Cap	Code	Size
	CNSWVC75	75
	CNSWVC110	110
	CNSWVC160	160



90° Elbow	Code	Size
	CNSWE9050	50
	CNSWE9063	63
	CNSWE9075	75
	CNSWE9090	90
	CNSWE90110	110
	CNSWE90125	125
	CNSWE90160	160
	CNSWE90200	200
	CNSWE90250	250
	CNSWE90315	315

45° elbow(inspection)	Code	Size
	CNSWCB4550	50
	CNSWCB4563	63
	CNSWCB4575	75
	CNSWCB4590	90
	CNSWCB45110	110
	CNSWCB45125	125
	CNSWCB45160	160
	CNSWCB45200	200
	CNSWCB45250	250
	CNSWCB45315	315


91.5°(88.5) Elbow bends	Code	Size
	CNSWB88550	50
	CNSWB88563	63
	CNSWB88575	75
	CNSWB88590	90
	CNSWB885110	110
	CNSWB885125	125
	CNSWB885160	160
	CNSWB885200	200
	CNSWB885250	250
	CNSWB885315	315

91.5°(88.5°) elbow (inspection)	Code	Size
	CNSWCB88550	50
	CNSWCB88563	63
	CNSWCB88575	75
	CNSWCB88590	90
	CNSWCB885110	110
	CNSWCB885125	125
	CNSWCB885160	160
	CNSWCB885200	200
	CNSWCB885250	250

45° Elbow	Code	Size
	CNSWDBB110	110

Branch Saddle	Code	Size
	CNSWH75	75×75
	CNSWH110	110×110

Branch 88,5° swept entry	Code	Size
	CNSWSE5050	50×50
	CNSWSE7550	75×50
	CNSWSE7575	75×75
	CNSWSE9090	90×90
	CNSWSE9050	90×50
	CNSWSE9075	90×75
	CNSWSE11050	110×50
	CNSWSE11075	110×75
	CNSWSE110110	110×110
	CNSWSE12575	125×75
	CNSWSE125110	125×110
	CNSWSE16075	160×75
	CNSWSE160110	160×110
	CNSWSE160160	160×160

Aerator(sovent branch)	Code	Size
	CNSWA110	D110

Double-flange bushing	Code	Size
	CNSWDFB75	75
	CNSWDFB90	90
	CNSWDFB110	110
	CNSWDFB125	125
	CNSWDFB160	160
	CNSWDFB200	200
	CNSWDFB250	250

Horizontal Floor Drain	Code	Size
	CNSWHFD50	50


Electric Fusion Coupler	Code	Size
	CNSWEFC50	50
	CNSWEFC63	63
	CNSWEFC75	75
	CNSWEFC90	90
	CNSWEFC110	110
	CNSWEFC125	125
	CNSWEFC160	160
	CNSWEFC200	200
	CNSWEFC250	250
	CNSWEFC315	315


Vertical Floor Drain	Code	Size
	CNSWVFD50	50
	CNSWVFD75	75
	CNSWVFD110	110

U-trap	Code	Size
	CNSWUT50	50
	CNSWUT63	63
	CNSWUT75	75


cap	Code	Size
	CNSWC50	50
	CNSWC75	75
	CNSWC110	110
	CNSWC160	160

S-trap Cleanout	Code	Size
	CNSWSTC50	50
	CNSWSTC75	75
	CNSWSTC110	110

P-trap Cleanout	Code	Size
	CNSWPTC50	50
	CNSWPTC75	75
	CNSWPTC110	110


Reducer Eccentric	Code	Size	Code	Size
	CNSWRE6350	63×50	CNSWRE125110	125×110
	CNSWRE6356	63×56	CNSWRE16075	160×75
	CNSWRE7550	75×50	CNSWRE16090	160×90
	CNSWRE7563	75×63	CNSWRE160125	160×125
	CNSWRE9050	90×50	CNSWRE20090	200×90
	CNSWRE9063	90×63	CNSWRE200110	200×110
	CNSWRE9075	90×75	CNSWRE200125	200×125
	CNSWRE11050	110×50	CNSWRE200160	200×160
	CNSWRE11056	110×56	CNSWRE250110	250×110
	CNSWRE11063	110×63	CNSWRE250125	250×125
	CNSWRE11075	110×75	CNSWRE250160	250×160
	CNSWRE11090	110×90	CNSWRE250200	250×200
	CNSWRE12563	125×63	CNSWRE315160	315×160
	CNSWRE12575	125×75	CNSWRE315200	315×200
	CNSWRE12590	125×90	CNSWRE315250	315×250


Anchor Electric Fusion Belt	Code	Size	Code	Size
	CNSWAEFB50	50		
	CNSWAEFB56	56		
	CNSWAEFB75	75		
	CNSWAEFB90	90		
	CNSWAEFB110	110		
	CNSWAEFB125	125		
	CNSWAEFB160	160		
	CNSWAEFB200	200		
	CNSWAEFB250	250		
	CNSWAEFB315	315		


S-trap	Code	Size
	CNSWST50	50
	CNSWST75	75
	CNSWST110	110


P-trap	Code	Size
	CNSWPT50	50
	CNSWPT75	75
	CNSWPT110	110


45° Elbow	Code	Size
	CNGTTSF40	40×32×40
	CNGTTSF50	50×32×50
	CNGTTSF63	63×32×63
	CNGTTSF75	75×32×75
	CNGTTSF90	90×32×90
	CNGTTSF110	110×32×110


Branch Saddle	Code	Size
	CNGTOSF40	40×32×40
	CNGTOSF50	50×32×50
	CNGTOSF63	63×32×63
	CNGTOSF75	75×32×75
	CNGTOSF90	90×32×90
	CNGTOSF110	110×32×110
	CNGTOSF125	125×32×125
	CNGTOSF160	160×32×160

U-Bend (Butt Fusion)	Code	Size
	CNGTUBBF32	32

Double U-Bend (Butt Fusion)	Code	Size
	CNGTDUBBF25	25
	CNGTDUBBF32	32


Double U-socket	Code	Size
	CNGTDUS25	25
	CNGTDUS32	32

U-Tee (Socket Fusion)	Code	Size
	CNGTUSF4032	40×32


U-Bend (Socket Fusion)	Code	Size
	CNGTUBSF25	25
	CNGTUBSF32	32


F-Type 3 Way Manifolds	Code	Size
	CNGT3M3225	32×25
	CNGT3M4032	40×32

5 Way Manifolds	Code	Size
	CNGT5M40	40×32
	CNGT5M50	50×32
	CNGT5M63	63×32
	CNGT5M75	75×32
	CNGT5M90	90×32

7 Way Manifolds	Code	Size
	CNGT7M40	40×32
	CNGT7M50	50×32
	CNGT7M63	63×32
	CNGT7M75	75×32
	CNGT7M90	90×32

6 Way Manifolds	Code	Size
	CNGT6M40	40×32×40
	CNGT6M50	50×32×50
	CNGT6M63	63×32×63
	CNGT6M75	75×32×75
	CNGT6M90	90×32×90
	CNGT6M110	110×32×110
	CNGT6M125	125×32×125
CNGT6M160	160×32×160	

9 Way Manifolds	Code	Size
	CNGT9M40	40×32
	CNGT9M50	50×32
	CNGT9M63	63×32
	CNGT9M75	75×32
	CNGT9M90	90×32

13 Way Manifolds	Code	Size
	CNGT13M40	40×32
	CNGT13M50	50×32
	CNGT13M63	63×32
	CNGT13M75	75×32
	CNGT13M90	90×32


Socket Saddle	Code	Size
	CNGTSS32	32
	CNGTSS40	40
	CNGTSS50	50
	CNGTSS63	63
	CNGTSS75	75
	CNGTSS90	90
	CNGTSS110	110


Pipe Clamp	Code	Size
	CNGTPC25	25
	CNGTPC32	32


Stainless Steel Rain Water Funnel	Code	Size
	CNSWSSF50	50
	CNSWSSF56	56
	CNSWSSF63	63
	CNSWSSF75	75
	CNSWSSF90	90
	CNSWSSF110	110


Anchor Bracket	Code	Size
	CNSWAB63	63
	CNSWAB75	75
	CNSWAB90	90
	CNSWAB110	110
	CNSWAB125	125
	CNSWAB160	160
	CNSWAB200	200
	CNSWAB250	250
CNSWAB315	315	


Flat Plate Rain Water Funnel	Code	Size
	CNSWFPPF50	50
	CNSWFPPF56	56
	CNSWFPPF63	63
	CNSWFPPF75	75
	CNSWFPPF90	90
	CNSWFPPF110	110

Fittings	Code	Size
	CNEFBS9063	

Large Flat Plate Rain Water Funnel	Code	Size
	CNSWLFPF50	50
	CNSWLFPF56	56
	CNSWLFPF63	63
	CNSWLFPF75	75
	CNSWLFPF90	90
	CNSWLFPF110	110
	CNSWLFPF125	125
	CNSWLFPF160	160

Suspension Anchor Bracket	Code	Size
	CNSWSAB63	63
	CNSWSAB75	75
	CNSWSAB90	90
	CNSWSAB110	110
	CNSWSAB125	125
	CNSWSAB160	160
	CNSWSAB200	200
	CNSWSAB250	250
	CNSWSAB315	315

Yoked Fork Support	Code	Size
	CNSWYFS30	30×30
	CNSWYFS40	40×40

Anchor Bracket Mounting Plate	Code	Size
	CNSWMPM10	M10
	CNSWMPM18	M18
	CNSWMPM24	M24