

Yiwu Xishun E-Business Firm





Add: F5-19823, 5th Floor, Gate 29, District 2, Yiwu int'l Trade City, yiwu, Zhejiang Province, China.




Website: <http://www.pprpipefittings.com> <http://xspipefittings.en.alibaba.com> <http://www.cnbuyingagent.com>




Name: Jack YOUNG Email: xspipefittings@163.com Mob/wechat/Whatsapp: 0086-13606566995/15205799916 QQ: 359934365 Skype: jackyang535




Name: Robin Hao Email: xspipefittings@126.com Mob/wechat/Whatsapp: 008615825783012 QQ: 403398859

PP COMPRESSION FITTINGS-Israel

spec	qty/ctn	Package size			g.w.	n.w.	PICTURE	PRICE RMB
	pc	m	m	m	kgs	kgs		
TEE 三通								
20	96	0.5	0.3	0.265	11.36	10.66		¥2.18
25	54	0.5	0.3	0.265	10.69	9.99		¥2.75
32	27	0.5	0.3	0.265	7.77	7.07		¥4.16
40	20	0.5	0.3	0.29	9.82	9.12		¥7.54
50	9	0.5	0.3	0.265	8.03	7.33		¥10.34
63	7	0.53	0.3	0.3	10.66	9.96		¥16.39
75	6	0.5	0.35	0.38	11.00	10.30		¥24.75
90	4	0.56	0.3	0.43	12.60	11.90		¥45.32
110	3	0.5	0.36	0.55	16.53	15.83		¥78.32
ELBOW 90 度弯头								
20	150	0.5	0.3	0.265	11.80	11.10		¥1.27
25	88	0.5	0.3	0.265	11.17	10.47		¥2.18
32	52	0.5	0.3	0.265	9.44	8.74		¥2.62
40	26	0.5	0.3	0.265	8.81	8.11		¥5.02
50	15	0.5	0.3	0.265	8.53	7.83		¥6.77
63	11	0.5	0.32	0.33	10.68	9.98		¥10.95
75	6	0.5	0.36	0.265	8.10	7.40		¥17.16
90	4	0.5	0.36	0.265	9.72	9.02		¥31.79
110	4	0.55	0.37	0.3	15.06	14.36		¥54.56
COUPLING 束节								
20	168	0.5	0.3	0.265	12.80	12.10		¥1.19
25	100	0.5	0.3	0.265	11.70	11.00		¥1.67
32	68	0.5	0.3	0.265	11.38	10.68		¥2.37
40	30	0.5	0.3	0.265	9.55	8.85		¥4.54
50	22	0.5	0.3	0.3	11.39	10.69		¥6.47
63	11	0.5	0.3	0.265	9.56	8.86		¥10.43
75	8	0.5	0.3	0.29	8.82	8.12		¥15.35
90	6	0.48	0.32	0.33	11.54	10.84		¥28.77
110	6	0.56	0.38	0.44	19.97	19.27		¥47.74
MALE ADAPTOR 外螺纹束节								
20 x 1/2"	260	0.5	0.3	0.265	13.18	12.48		¥0.72
20 x 3/4"	216	0.5	0.3	0.265	11.50	10.80		¥0.75
20x1"	216	0.5	0.3	0.265	12.36	11.66		¥0.79
25 x 1/2"	165	0.5	0.3	0.265	12.09	11.39		¥0.95
25 x 3/4"	150	0.5	0.3	0.265	11.35	10.65		¥0.99
25 x 1"	135	0.5	0.3	0.265	10.83	10.13		¥1.05
32 x 1/2"	120	0.5	0.3	0.265	11.86	11.16		¥1.43
32 x 3/4"	105	0.5	0.3	0.265	10.78	10.08		¥1.49
32 x 1"	102	0.5	0.3	0.265	10.29	9.59		¥1.52
32*1-1/4"	102	0.5	0.3	0.265	10.29	9.59		¥1.60
40*1"	66	0.5	0.3	0.265	11.06	10.36		¥2.64
40*1-1/4"	62	0.5	0.3	0.265	10.62	9.92		¥2.70
40*1-1/2"	56	0.5	0.3	0.265	9.77	9.07		¥2.81
50*3/4"	30	0.5	0.3	0.29	9.40	8.70		¥3.96
50*1"	30	0.5	0.3	0.29	9.40	8.70		¥4.02
50*11/4"	30	0.5	0.3	0.29	9.40	8.70		¥4.09
50*11/2"	30	0.5	0.3	0.29	9.49	8.79		¥4.18

50*2"	30	0.5	0.3	0.29	9.49	8.79		¥4.35
63*1 1/4"	20	0.5	0.3	0.265	10.26	9.56		¥6.00
63*1 1/2"	20	0.5	0.3	0.265	10.26	9.56		¥6.11
63*2"	20	0.5	0.3	0.265	10.32	9.62		¥6.27
63*2-1/2"	16	0.5	0.3	0.265	9.87	9.17		¥6.49
75*2"	16	0.5	0.3	0.33	9.87	9.17		¥8.91
75*2-1/2"	16	0.5	0.3	0.33	10.72	10.02		¥9.08
75*3"	16	0.5	0.3	0.39	9.80	9.10		¥9.35
90*2"	12	0.47	0.3	0.39	11.91	11.21		¥17.47
90*2-1/2"	12	0.47	0.3	0.265	11.88	11.18		¥17.55
90*3	12	0.47	0.3	0.265	11.98	11.28		¥17.60
90*4	12	0.47	0.3	0.265	12.15	11.45		¥17.82
110*3"	6	0.56	0.38	0.28	11.50	10.80		¥26.95
110*4"	6	0.56	0.38	0.28	11.56	10.86		¥27.28
FEMALE ADAPTOR 内螺纹束节								
20 x 1/2"	222	0.5	0.3	0.265	12.47	11.77		¥0.90
20 x 3/4"	222	0.5	0.3	0.265	12.47	11.77		¥0.97
20 x 1"	222	0.5	0.3	0.265	12.47	11.77		¥1.10
25 x 1/2"	150	0.5	0.3	0.265	11.95	11.25		¥1.16
25 x 3/4"	150	0.5	0.3	0.265	12.40	11.70		¥1.10
25 x 1"	150	0.5	0.3	0.265	12.40	11.70		¥1.27
32 x 3/4"	150	0.5	0.3	0.265	13.15	12.45		¥1.54
32 x 1"	100	0.5	0.3	0.265	12.20	11.50		¥1.60
32*1-1/4"	100	0.5	0.3	0.265	12.20	11.50		¥1.71
40*1"	60	0.5	0.3	0.265	12.22	11.52		¥2.78
40*1-1/4"	60	0.5	0.3	0.265	12.22	11.52		¥2.86
40*1-1/2"	60	0.5	0.3	0.265	12.22	11.52		¥2.97
50*1 1/4"	40	0.5	0.3	0.29	12.40	11.70		¥4.07
50*1 1/2"	40	0.5	0.3	0.29	12.40	11.70		¥4.02
50*2"	40	0.5	0.3	0.29	12.40	11.70		¥4.18
63*1 1/2"	20	0.5	0.3	0.265	10.82	10.12		¥6.27
63*2"	20	0.5	0.3	0.265	10.82	10.12		¥6.16
63*2-1/2"	20	0.5	0.3	0.265	10.82	10.12		¥6.45
75*2"	16	0.5	0.3	0.39	11.52	10.82		¥9.41
75*2-1/2"	16	0.5	0.3	0.39	11.52	10.82		¥9.30
75*3"	16	0.5	0.3	0.39	11.52	10.82		¥9.46
90*2-1/2"	12	0.47	0.3	0.39	13.58	12.88		¥17.49
90*3	12	0.47	0.3	0.39	13.58	12.88		¥17.38
90*4	12	0.47	0.3	0.39	13.58	12.88		¥17.71
110*3	6	0.56	0.38	0.28	11.35	10.65		¥27.28
110*4	6	0.56	0.38	0.28	11.35	10.65		¥26.95
REDUCING TEE 异径三通								
25x20x25	60	0.5	0.3	0.265	11.06	10.36		¥2.49
32x20x32	40	0.5	0.3	0.265	10.45	9.75		¥3.85
32x25x32	40	0.5	0.3	0.265	10.49	9.79		¥3.94
40x25x40	20	0.5	0.3	0.29	9.82	9.12		¥6.27
40x32x40	20	0.5	0.3	0.29	9.82	9.12		¥6.34
50x25x50	12	0.5	0.3	0.265	8.92	8.22		¥10.21
50x32x50	12	0.5	0.3	0.265	9.06	8.36		¥10.30
50x40x50	12	0.5	0.3	0.265	9.83	9.13		¥10.40
63x32x63	7	0.5	0.3	0.31	8.60	7.90		¥15.71
63x40x63	7	0.5	0.3	0.31	8.60	7.90		¥15.80
63x50x63	7	0.5	0.3	0.31	8.60	7.90		¥15.93
75x50x75	6	0.5	0.3	0.31	9.84	9.14		¥22.33
75x63x75	6	0.45	0.31	0.38	10.50	9.80		¥22.62
90x63x90	4	0.45	0.31	0.38	11.11	10.41		¥38.78

90x75x90	4	0.5	0.3	0.42	11.56	10.86		¥39.16
110x90x110	3	0.53	0.3	0.42	15.21	14.51		¥74.80
REDUCING COUPLING 异径束节								
25X20	120	0.5	0.3	0.265	12.58	11.88		¥1.60
32X20	80	0.5	0.3	0.265	10.94	10.24		¥2.29
32X25	74	0.5	0.3	0.265	11.58	10.88		¥2.34
40X20	40	0.5	0.3	0.265	9.42	8.72		¥3.58
40X25	40	0.5	0.3	0.265	9.42	8.72		¥3.63
40X32	40	0.5	0.3	0.265	10.38	9.68		¥3.72
50X25	27	0.5	0.3	0.265	9.34	8.64		¥6.00
50X32	26	0.5	0.3	0.265	9.59	8.89		¥6.05
50X40	25	0.5	0.3	0.31	11.10	10.40		¥6.16
63X32	19	0.5	0.3	0.33	10.60	9.90		¥9.96
63X40	18	0.5	0.3	0.265	11.21	10.51		¥10.09
63X50	12	0.5	0.3	0.265	8.86	8.16		¥10.29
75X50	9	0.5	0.3	0.3	8.04	7.34		¥13.53
75X63	9	0.44	0.3	0.32	9.50	8.80		¥13.86
90X63	6	0.53	0.35	0.39	9.71	9.01		¥23.98
90X75	6	0.53	0.35	0.39	9.06	8.36		¥24.42
110X90	6	0.53	0.35	0.39	16.08	15.38		¥39.27
MALE TEE 外螺纹三通								
20x1/2"	96	0.5	0.3	0.265	11.36	10.66		¥1.38
20x3/4"	96	0.5	0.3	0.265	11.36	10.66		¥1.41
25x1/2"	60	0.5	0.3	0.265	11.06	10.36		¥1.98
25x3/4"	60	0.5	0.3	0.265	11.06	10.36		¥2.05
25x1"	60	0.5	0.3	0.265	11.06	10.36		¥2.11
32x1/2"	40	0.5	0.3	0.265	10.49	9.79		¥2.97
32x3/4"	40	0.5	0.3	0.265	10.49	9.79		¥3.00
32x1"	40	0.5	0.3	0.265	10.49	9.79		¥3.08
40x1"	26	0.5	0.3	0.29	10.55	9.85		¥5.15
40x1 1/4"	20	0.5	0.3	0.265	8.46	7.76		¥5.26
50x1 1/4"	13	0.5	0.3	0.265	8.47	7.77		¥7.32
50x1 1/2"	13	0.5	0.3	0.265	8.47	7.77		¥7.37
63x1 1/2"	9	0.5	0.3	0.33	9.90	9.20		¥12.10
63x2"	9	0.5	0.3	0.33	10.32	9.62		¥12.21
75x2"	6	0.5	0.3	0.38	9.32	8.62		¥20.02
75x2 1/2"	6	0.5	0.3	0.38	9.32	8.62		¥20.13
90x2 1/2"	6	0.6	0.3	0.43	14.25	13.55		¥33.00
90x3"	6	0.6	0.3	0.43	14.25	13.55		¥33.28
110x4"	4	0.52	0.32	0.55	16.23	15.53	¥60.83	
FEMALE TEE 内螺纹三通								
20x1/2"	96	0.5	0.3	0.265	11.36	10.66		¥1.65
25x1/2"	60	0.5	0.3	0.265	11.06	10.36		¥2.31
25x3/4"	60	0.5	0.3	0.265	11.06	10.36		¥2.26
32x1/2"	40	0.5	0.3	0.265	10.49	9.79		¥3.74
32x3/4"	40	0.5	0.3	0.265	10.49	9.79		¥3.80
32x1"	40	0.5	0.3	0.265	10.49	9.79		¥3.74
40x1"	26	0.5	0.3	0.29	10.55	9.85		¥6.71
40x1 1/4"	26	0.5	0.3	0.29	10.55	9.85		¥6.60
40x1 1/2"	26	0.5	0.3	0.29	10.55	9.85		¥6.82
50x1 1/4"	12	0.5	0.3	0.265	8.12	7.42		¥9.13
50x1 1/2"	12	0.5	0.3	0.265	8.20	7.50		¥8.97
50x2"	12	0.5	0.3	0.265	8.20	7.50		¥9.24
63x1 1/2"	8	0.5	0.3	0.265	8.70	8.00		¥13.81
63x2"	8	0.5	0.3	0.31	9.02	8.32		¥13.64
75x2 1/2"	6	0.5	0.3	0.38	9.32	8.62		¥22.00

90x3"	6	0.6	0.3	0.43	14.25	13.55		¥34.10
110x4"	4	0.52	0.32	0.55	16.23	15.53		¥62.70
FEMALE ELBOW 内螺纹弯头								
20x1/2"	204	0.5	0.3	0.265	11.72	11.02		¥1.10
20x3/4"	204	0.5	0.3	0.265	11.72	11.02		¥1.16
25x1/2"	150	0.5	0.3	0.265	13.00	12.30		¥1.49
25x3/4"	150	0.5	0.3	0.265	13.00	12.30		¥1.43
32x3/4"	80	0.5	0.3	0.265	10.46	9.76		¥2.20
32x1"	80	0.5	0.3	0.265	10.46	9.76		¥2.09
32x1 1/4"	80	0.5	0.3	0.265	10.46	9.76		¥2.31
40x1"	32	0.5	0.3	0.265	8.51	7.81		¥3.80
40x1 1/4"	32	0.5	0.3	0.265	8.51	7.81		¥3.63
40x1 1/2"	32	0.5	0.3	0.265	8.51	7.81		¥3.85
50x1 1/4"	20	0.5	0.3	0.265	9.12	8.42		¥5.61
50x1 1/2"	20	0.5	0.3	0.265	9.12	8.42		¥5.50
50x2"	20	0.5	0.3	0.265	9.12	8.42		¥5.72
63x1 1/2"	18	0.5	0.3	0.43	13.66	12.96		¥8.42
63x2"	18	0.5	0.3	0.43	13.50	12.80		¥8.25
75x2 1/2"	7	0.5	0.3	0.265	7.44	6.74		¥15.73
90x3"	5	0.55	0.29	0.29	8.30	7.60		¥22.00
110x4"	4	0.56	0.3	0.3	10.51	9.81		¥39.60
MALE ELBOW 外螺纹弯头								
20x1/2"	204	0.5	0.3	0.265	10.29	9.59		¥0.94
20x3/4"	204	0.5	0.3	0.265	10.29	9.59		¥0.97
25x1/2"	150	0.5	0.3	0.265	11.95	11.25		¥1.19
25x3/4"	150	0.5	0.3	0.265	11.95	11.25		¥1.23
25x1"	150	0.5	0.3	0.265	11.95	11.25		¥1.28
32x1/2"	80	0.5	0.3	0.265	9.02	8.32		¥1.76
32x3/4"	80	0.5	0.3	0.265	9.02	8.32		¥1.82
32x1"	80	0.5	0.3	0.265	9.02	8.32		¥1.87
40x1"	32	0.5	0.3	0.265	7.64	6.94		¥3.14
40x1 1/4"	32	0.5	0.3	0.265	7.64	6.94		¥3.19
40x1 1/2"	20	0.5	0.3	0.265	7.86	7.16		¥3.32
50x1 1/4"	20	0.5	0.3	0.265	7.86	7.16		¥5.28
50x1 1/2"	20	0.5	0.3	0.265	7.86	7.16		¥5.45
63x1 1/2"	18	0.5	0.3	0.43	12.33	11.63		¥8.58
63x2"	18	0.5	0.3	0.43	12.33	11.63		¥8.69
75x2"	7	0.5	0.3	0.265	7.07	6.37		¥14.96
75x2 1/2"	7	0.5	0.3	0.265	7.07	6.37		¥15.18
90x2 1/2"	5	0.55	0.29	0.29	7.86	7.16		¥21.45
90x3"	5	0.55	0.29	0.29	7.86	7.16		¥21.67
110x3"	4	0.56	0.3	0.3	10.51	9.81		¥37.07
110x4"	4	0.56	0.3	0.3	10.51	9.81	¥37.40	
END CAP 堵头								
20	260	0.5	0.3	0.265	13.44	12.74		¥0.75
25	166	0.5	0.3	0.265	11.99	11.29		¥0.99
32	120	0.5	0.3	0.265	11.62	10.92		¥1.54
40	66	0.5	0.3	0.265	10.93	10.23		¥2.48
50	45	0.5	0.33	0.33	12.76	12.06		¥3.96
63	20	0.5	0.3	0.265	9.94	9.24		¥6.33
75	16	0.5	0.3	0.31	9.82	9.12		¥9.35
90	12	0.47	0.3	0.37	12.16	11.46		¥15.62
110	12	0.57	0.36	0.42	22.18	21.48		¥26.07