

## Yiwu Xishun E-Business Firm








Add: F5-19823, 5th Floor, Gate 29, District 2, Yiwu int'l Trade City, yiwu, Zhejiang Province, China.







Website: <http://www.pprpipefittings.com>    <http://xspipefittings.en.alibaba.com>    <http://www.cnbuyingagent.com>

Name: Jack YOUNG    Email: [xspipefittings@163.com](mailto:xspipefittings@163.com)    Mob/wechat/Whatsapp: 0086-13606566995/15205799916    QQ: 359934365    Skype: jackyang535








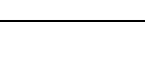


Name: Robin Hao    Email: [xspipefittings@126.com](mailto:xspipefittings@126.com)    Mob/wechat/Whatsapp: 008615825783012    QQ: 403398859

### CN Aquatherm PVC-U Pipe Fittings for Drainage (CARTON PACKING RMB YIWU PRICES)

Pic	Name	Specs	PCS/CTN	CTN SIZE	CBM/CTN	CTN NO.	T. PCS	KG/PC	KG/CTN	Yiwu RMB/PCS
	Pipe Coupling	50	480	57*35*45	0.09			0.03	14.40	0.28
	Pipe Coupling	75	189	57*35*60	0.12			0.06	11.34	0.48
	Pipe Coupling	110	78	57*35*60	0.12			0.14	10.92	1.02
	Pipe Coupling	160	30	57*35*60	0.12			0.273	8.19	2.23
	Pipe Coupling	200	16					0.332	5.31	2.70
	Pipe Coupling	250	8							6.88
	Pipe Coupling	315	6							11.00
	Extension Joint	50	250	57*35*45	0.09			0.06	15.00	0.93
	Extension Joint	75	92	57*35*45	0.09			0.125	11.50	1.52
	Extension Joint	110	55	57*35*60	0.12			0.238	13.09	3.12
	Extension Joint	160	24	57*35*63	0.13			0.538	12.91	6.74
	Eccentric Reducer	75x50	352	57*35*45	0.09			0.046	16.19	0.45
	Eccentric Reducer	110x50	135	57*35*45	0.09			0.1	#VALUE!	0.85
	Eccentric Reducer	110x75	135	57*35*45	0.09			0.108	14.58	0.89
	Eccentric Reducer	160x110	72	57*35*63	0.13			0.202	14.54	1.98
	Eccentric Reducer	200*110	32							2.68
	Eccentric Reducer	200*160	32							2.68
	45 Elbow	50	330	57*35*45	0.09			0.039	12.87	0.39
	45 Elbow	75	135	57*35*63	0.13			0.089	12.02	0.71
	45 Elbow	110	50	57*35*60	0.12			0.208	10.40	1.53
	45 Elbow	160	18	57*35*60	0.12			0.405	7.29	4.25
	45 Elbow	110帶口	50	57*35*63	0.13			0.242	12.10	1.86
	45 Elbow	200	10							5.28
	45 Elbow	250	8							13.20
	45 Elbow	315	6							19.25
	90 Elbow	50	240	57*35*45	0.09			0.057	13.68	0.40
	90 Elbow	75	90	57*35*60	0.12			0.132	11.88	1.00
	90 Elbow	110	35	57*35*60	0.12			0.28	9.80	1.95
	90 Elbow	160	12	57*35*60	0.12			0.626	7.51	6.33
	90 Elbow	200	8							6.85
	90 Elbow	250	6							16.50
	90 Elbow	315	4							33.00
	90 Elbow with Inspection	50	180	57*35*45	0.09			0.105	18.90	0.79
	90 Elbow with Inspection	75	84	57*35*60	0.12			0.17	14.28	1.27
	90 Elbow with Inspection	110	33	57*35*63	0.13			0.32	10.56	2.28
	90 Elbow with Inspection	160	12	57*35*63	0.13			0.66	7.92	7.18
	Cleanout	50	550	57*35*45	0.09			0.041	22.55	0.62
	Cleanout	75	280	57*35*45	0.09			0.088	24.64	0.98
	Cleanout	110	112	57*35*60	0.12			0.13	14.56	1.72
	Cleanout	160	66	57*35*60	0.12			0.281	18.55	3.16

	Inspection Pipe	50	180	57*35*45	0.09			0.072	12.96	1.02
	Inspection Pipe	75	92	57*35*63	0.13			0.169	15.55	1.67
	Inspection Pipe	110	36	57*35*63	0.13			0.352	12.67	3.26
	Inspection Pipe	160	16	57*35*63	0.13			0.592	9.47	7.37
	Vent Cap	50	780	57*35*60	0.12			0.019	14.82	0.33
	Vent Cap	75	240	57*35*45	0.09			0.052	12.48	0.48
	Vent Cap	110	150	57*35*60	0.12			0.099	14.85	0.77
	Vent Cap	160	54	57*35*60	0.12			0.221	11.93	2.34
	Cross	50X50	115	57*35*45	0.09			0.073	8.40	1.10
	Cross	110X50	40	57*35*63	0.13			0.205	8.20	2.89
	Cross	110X110	17	57*35*60	0.12			0.492	8.36	4.13
	Cross	75X75	56	57*35*60	0.12			0.167	9.35	2.64
	Cross	75X50	80	57*35*63	0.13			0.115	9.20	1.79
	Cross	110X75	28	57*35*63	0.13			0.263	7.36	3.71
	Cross	160*110								
	Swerve Tee	50X50	150	57*35*45	0.09			0.07	10.50	0.58
	Swerve Tee	75X75	64	57*35*60	0.12			0.162	10.37	1.57
	Swerve Tee	110X110	27	57*35*63	0.13			0.376	10.15	3.26
	Swerve Tee	160X160	10	57*35*63	0.13			0.776	7.76	7.70
	Swerve Tee	200X200	6							9.63
	Swerve Tee	75X50	72	57*35*45	0.09			0.212	15.26	1.31
	Swerve Tee	110X50	48	57*35*63	0.13			0.217	10.42	2.12
	Swerve Tee	110X75	36	57*35*60	0.12			0.271	9.76	2.27
	Swerve Tee	160X110	14	57*35*60	0.12			0.555	7.77	7.15
	Swerve Tee	200x110	8							9.08
	Swerve Tee	200x160	6							9.08
	Swerve Tee	250	3							22.00
	Swerve Tee	250x100	6							20.63
	Swerve Tee	250x160	6							20.90
	Swerve Tee	250x200	5							21.45
	Swerve Tee	315	3							45.38
	Swerve Tee	315x100	5							27.50
	Swerve Tee	315x160	4							31.63
	Swerve Tee	315x200	4							35.75
	Swerve Tee	315x250	4							39.88
	Bottle Neck Tee	110X50	33	57*35*63	0.13			0.313	10.33	3.26
	Bottle Neck Tee	110X75	33	57*35*63	0.13			0.331	10.92	3.26
	Skew Tee	50X50	130	57*35*45	0.09			0.081	10.53	1.01
	Skew Tee	75X75	55	57*35*60	0.12			0.21	11.55	2.47
	Skew Tee	110X110	20	57*35*63	0.13			0.445	8.90	4.09
	Skew Tee	160X160	7	57*35*60	0.12					15.95
	Skew Tee	200X200								
	Reducing Skew Tee	75X50	54	57*35*45	0.09			0.138	7.45	1.60



	Pipe Clamp Extension	160								
	Pipe Clamp Extension	200								
	WC Connector	110	60	57*35*45	0.09			0.18	10.80	1.38
	WC Connector									
	Stereo Tee	110	17	57*35*63	0.13			0.47	7.99	4.68
	Stereo Tee	75								
	Stereo Tee	110								
	Stereo Tee	160								
	Stereo Tee	160*110								
	Rain strainer	110X75	30	57*35*45	0.09			0.494	14.82	4.40
	Rain strainer	110X110	27	57*35*45	0.09			0.469	12.66	4.40
	Rain strainer	75X75	38					0.287	10.91	
		160								
		110								
	Clamp	50	650	57*35*45	0.09			0.082	53.30	0.41
	Clamp	75	500	57*35*45	0.09			0.04	20.00	0.51
	Clamp	110	300	57*35*45	0.09			0.064	19.20	0.85
	Clamp	160	165	57*35*45	0.09			0.099	16.34	1.24
	Clamp	200								
	Hang Clip	50	650	57*35*45	0.09			0.026	16.90	0.55
	Hang Clip	75	500	57*35*45	0.09			0.042	21.00	0.69
	Hang Clip	110	200	57*35*45	0.09			0.066	13.20	1.10
	Hang Clip	160	165	57*35*45	0.09			0.104	17.16	1.43
	H Pipe Fittings	75X75	18	57*35*60	0.12					
	H Pipe Fittings	110X75	14	57*35*60	0.12					
	H Pipe Fittings	110X110	11	57*35*60	0.12					
	u trap	75								
	u trap	110								
	天坛地漏	110	30							4.24
	天坛地漏									
	雨水头子	75圆型	60							1.65
	雨水头子	75圆型	48							1.65
	落水头子									#REF!
	落水头子		108	57*35*60	0.12					
	高脚地漏									
	高脚地漏									
	高脚地漏									
	预埋套筒	50	130	57*35*45	0.09					1.30
	预埋套筒	75	92	57*35*45	0.09					1.60
	预埋套筒	110	33	57*35*45	0.09					3.30