

### Yiwu Xishun E-Business Firm










Add: F5-19823,5th Floor, Gate 29, District 2, Yiwu int'l Trade City, yiwu, Zhejiang Province, China.







Website: <http://www.pprpipefittings.com>    <http://xspipefittings.en.alibaba.com>

QQ: 359934365    Skype: jackyang535    Contact person: Jack YOUNG


Email: [xspipefittings@163.com](mailto:xspipefittings@163.com)/[xspipefittings@126.com](mailto:xspipefittings@126.com)    Mob/wechat/Whatsapp: 86-13606566995/15205799916/15825783012

#### CPVC **ASTM D2846** PIPE FITTINGS WATER SUPPLY


Description		Pictures	Size(inch)	Price (RMB/pc)	Weight (g/pc)	PCS/ CTN	Packing size (m)		
G01	COUPLING 束节		1/2"	0.21	5.5	2500	0.5	0.3	0.27
			3/4"	0.39	10.5	1000	0.5	0.3	0.27
			1"	0.71	20	500	0.5	0.3	0.27
			1-1/4"	1.28	36	270	0.5	0.3	0.27
			1-1/2"	2.10	59	200	0.515	0.3	0.285
			2"	4.62	130	96	0.54	0.3	0.275
G02	90 DEG ELBOW 90度弯头		1/2"	0.28	8	1600	0.5	0.3	0.27
			1/2"重	0.36	11	1500	0.5	0.3	0.27
			3/4"	0.54	17	650	0.5	0.3	0.27
			1"	1.13	32	300	0.5	0.3	0.27
			1-1/4"	1.95	55	170	0.5	0.3	0.27
			1-1/2"	3.10	88	100	0.5	0.3	0.27
			2"	6.94	195	48	0.5	0.3	0.275
			3/4X1/2"	0.53	14				
G03	TEE 三通		1/2"	0.39	12.3	1050	0.5	0.3	0.27
			3/4"	0.79	22	400	0.5	0.3	0.27
			1"	1.60	45	200	0.5	0.3	0.27
			1-1/4"	2.71	76	100	0.5	0.3	0.27
			1-1/2"	4.34	122	66	0.5	0.3	0.27
			2"	9.53	272	40	0.535	0.33	0.265
G04	45DEG ELBOW 45° 弯头		1/2"	0.25	7	1700	0.5	0.3	0.27
			3/4"	0.51	14	750	0.5	0.3	0.27
			1"	1.02	27.5	350	0.5	0.3	0.27
			1-1/4"	1.71	46.5	200	0.5	0.3	0.27
			1-1/2"	2.73	74.5	120	0.5	0.3	0.27
			2"	6.17	164	56	0.5	0.3	0.27
G05	MALE ADAPTER 外螺直接		1/2"	0.37	11	1700	0.5	0.3	0.27
			3/4"	0.53	14	950	0.5	0.3	0.27
			1"	0.86	26	500	0.5	0.3	0.27
			1-1/4"	1.49	40.5	280	0.5	0.3	0.27
			1-1/2"	2.13	57	200	0.5	0.3	0.28
			2"	4.29	115	96	0.48	0.3	0.28
			3/4X1/2"	0.53	13.5	1000	0.5	0.3	0.27
G06	MALE COUPLING (COPPER THREAD) 外螺铜直接		1/2"	3.54	62	325	0.3	0.25	0.265
			3/4"	4.88	93	200	0.3	0.25	0.265
			1"	7.57	146	110	0.3	0.25	0.265
			3/4X1/2"	3.76	65	275	0.3	0.25	0.265
G07	REDUCING RING 变径圈		3/4"x1/2"	0.23	6.6	2300	0.5	0.3	0.27
			1"x1/2"	0.54	15	1050	0.5	0.3	0.27
			1"x3/4"	0.43	12	1050	0.5	0.3	0.27
			1-1/4"x1/2"	0.80	22	600	0.5	0.3	0.27
			1-1/4"x3/4"	0.87	25	600	0.5	0.3	0.27
			1-1/4"x1"	0.67	18	600	0.5	0.3	0.27
G07	REDUCING RING 变径圈		1-1/2"x1/2"	1.24	35	380	0.5	0.3	0.27
			1-1/2"x3/4"	1.38	38	380	0.5	0.3	0.27
			1-1/2"x1"	1.38	37	380	0.5	0.3	0.27
			1-1/2"x1-1/4"	1.51	25	380	0.5	0.3	0.27
			2"x1/2"	2.69	74	200	0.5	0.3	0.27
			2"x3/4"	2.69	75	200	0.5	0.3	0.27
			2"x1"	2.76	79	200	0.5	0.3	0.27
			2"x1-1/4"	3.34	92	200	0.5	0.3	0.27
			2"x1-1/2"	2.59	73	200	0.5	0.3	0.27
			1/2"	0.41	11.5	1250	0.5	0.3	0.27

G08	FEMALE ADAPTER 内螺直接		3/4"	0.63	17.5	700	0.5	0.3	0.27
			1"	1.08	29	400	0.5	0.3	0.27
			1-1/4"	1.72	46	220	0.5	0.3	0.27
			1-1/2"	2.39	64.5	160	0.51	0.3	0.265
			2"	5.05	131.5	72	0.5	0.3	0.24
G09	FEMALE COUPLING (COPPER THREAD) 内螺铜直接		1/2"	2.56	48	425	0.3	0.25	0.265
			3/4"	3.56	64	260	0.3	0.25	0.265
			1"	6.38	113	140	0.3	0.25	0.265
			3/4X1/2"	2.72	51	375	0.3	0.25	0.265
			1x1/2"	2.90	55	275	0.3	0.25	0.265
G10	REDUCING COUPLING 异径直接		3/4"x1/2"	0.33	8.5	1300	0.5	0.3	0.27
			1"x1/2"	0.54	15	680	0.5	0.3	0.27
			1"x3/4"	0.61	17	650	0.5	0.3	0.27
			1-1/4"x3/4"	0.92	26	380	0.5	0.3	0.27
			1-1/4"x1"	1.07	30	350	0.5	0.3	0.27
			1-1/2"x1"	1.60	45	300	0.515	0.3	0.265
			1-1/2"x1-1/4"	1.82	51	200	0.5	0.3	0.27
			2"x1-1/4"	3.55	95	128	0.5	0.3	0.27
			2"x1-1/2"	3.89	104	128	0.5	0.3	0.27
G11	FEMALE TEE(COPPER THREAD) 内螺铜三通		1/2"x1/2"x1/2"	3.13	58	230	0.3	0.25	0.265
			3/4"x1/2"x3/4"	3.60	67	150	0.3	0.25	0.265
			1"x1"x1/2"	3.63	78	110	0.3	0.25	0.265
G12	END CAP 管帽		1/2"	0.15	4	4500	0.5	0.3	0.27
			3/4"	0.24	7	1800	0.5	0.3	0.27
			1"	0.56	15	900	0.5	0.3	0.27
			1-1/4"	0.82	23	520	0.5	0.3	0.27
			1-1/2"	1.31	35	350	0.5	0.3	0.27
			2"	2.76	80	160	0.53	0.3	0.265
G13	90DEG FEMALE ELBOW(COPPER THREAD) 内螺铜弯头		1/2"x1/2"	2.90	52	325	0.3	0.25	0.265
			3/4"x1/2"	3.34	61	250	0.3	0.25	0.265
			3/4"x3/4"	3.82	71	170	0.3	0.25	0.265
			1"x1/2"	3.51	65	160	0.3	0.25	0.265
			1"	0.00					
G14	REDUCING TEE 异径三通		3/4"x3/4"x1/2"	0.67	19	550	0.5	0.3	0.27
			1"x1"x1/2"	1.16	31	300	0.5	0.3	0.27
			1"x1"x3/4"	1.31	35	250	0.5	0.3	0.27
			1-1/4"x1-1/4"x3/4"	2.07	54	160	0.5	0.3	0.27
			1-1/4"x1-1/4"x1"	2.40	63	140	0.5	0.3	0.27
			1-1/2"1-1/2"x1"	3.43	92	90	0.5	0.3	0.27
			1-1/2"1-1/2"x1-1/4"	3.82	102	80	0.5	0.3	0.27
			2"x2"x1-1/4"	6.97	198	50	0.47	0.3	0.265
			2"x2"x1-1/2"	8.11	217	50	0.49	0.3	0.28
G15	VALVE 球阀		1/2"	3.52	63	300	0.5	0.3	0.27
			3/4"	5.42	97	200	0.5	0.3	0.27
			1"	8.82	158	100	0.5	0.3	0.27
			1-1/4"	11.61	206	72	0.5	0.3	0.255
			1-1/2"	16.02	281	50	0.5	0.29	0.25
			2"	32.72	568	32	0.5	0.3	0.27
G16	MALE TEE(COPPER THREAD) 外螺铜三通		1/2"X1/2"	3.98	72	175	0.3	0.25	0.265
			3/4"X1/2"	4.32	82	120	0.3	0.25	0.265
			1"X1/2"	4.73	93	90	0.3	0.25	0.265
G17	UNION 活结		1/2"	1.18	28	600	0.5	0.3	0.27
			3/4"	2.72	44	350	0.5	0.3	0.27
			1"	3.92	79	200	0.5	0.3	0.27
			1-1/4"	4.00	102	120	0.5	0.3	0.27
			1-1/2"	6.56	158	72	0.46	0.3	0.27
			2"	11.41	283	45	0.47	0.29	0.335
			1/2"	3.97	63	340	0.3	0.25	0.215

G18	FEMALE COUPLING (COPPER THREAD) 内螺铜直接		3/4"	5.24	82	200	0.3	0.25	0.215
			1"	12.29	195	100	0.3	0.25	0.215
			1-1/4"	20.62	327	60	0.3	0.25	0.225
			1-1/2"	25.79	425	45	0.295	0.25	0.265
			2"	39.89	630	24	0.3	0.25	0.205
			1"X3/4"	5.54	88	180	0.3	0.25	0.215
			1-1/4"x1"	12.64	200	88	0.3	0.25	0.215
G19	MALE COUPLING (COPPER THREAD) 外螺铜直接		1/2"	4.36	69	300	0.3	0.25	0.215
			3/4"	5.64	90	200	0.3	0.25	0.215
			1"	10.56	167	100	0.3	0.25	0.225
			1-1/4"	18.22	291	50	0.3	0.25	0.225
			1-1/2"	24.62	402	45	0.295	0.205	0.265
			2"	46.02	726	24	0.3	0.25	0.22
			1"X3/4"	6.17	95	88	0.3	0.25	0.215
1-1/4"x1"	11.00	170	160	0.3	0.25	0.215			
G20	STEP OVER BEND 过桥弯		1/2"	4.29	89	200	0.5	0.3	0.27
			3/4"	3.72	76	200	0.5	0.3	0.27
			1"	5.74	91	110	0.5	0.3	0.27
G22	Clip 管卡		1/2"	0.07	1.5	6000	0.5	0.3	0.27
			3/4"	0.09	2	3600	0.5	0.3	0.27
			1"	0.11	2.25	2500	0.5	0.3	0.27
			1-1/4"	0.22	6	1300	0.5	0.3	0.27
			1-1/2"	0.38	10	850	0.5	0.3	0.27
			2"	0.39	12	550	0.5	0.3	0.27
G22-1	Clip 管卡		1/2"	0.96	21.5	650	0.5	0.3	0.27
			3/4"	1.65	38	400	0.5	0.3	0.27
			1"	1.84	42	270	0.5	0.3	0.27
G23	Cross Tee 四通		1/2"	0.67	18	750	0.5	0.3	0.27
			3/4"	1.05	28	300	0.5	0.3	0.27
			1"	1.88	50	150	0.5	0.3	0.27
			1-1/4"	3.41	89	90	0.5	0.3	0.27
			1-1/2"	5.42	141	56	0.47	0.31	0.29
			2"	11.60	323	28	0.475	0.305	0.305
G24	FEMALE UNION 外丝接头 (活结)		1/2"	2.34	41	300	0.5	0.3	0.27
			3/4"	2.59	55	220	0.5	0.3	0.27
			1"	4.11	82	120	0.5	0.3	0.27
			1-1/4"	5.94	122	80	0.5	0.3	0.27
			1-1/2"	6.78	145	63	0.5	0.3	0.27
			2"	10.47	221	48	0.5	0.31	0.265
G25	堵头		1/2"	0.70	20	850	0.5	0.3	0.27
G26	内丝带耳弯头		1/2"	1.41	35	450	0.5	0.3	0.27
G27	单由令		1/2"	3.43	52	280	0.5	0.3	0.27
			3/4"	7.18	115	160	0.5	0.3	0.27
			1"	10.92	175	100	0.5	0.3	0.27
			1-1/4"	18.28	293	56	0.5	0.3	0.27
			1-1/2"	29.94	480	35	0.5	0.3	0.27
			2"	47.18	755	19	0.5	0.3	0.27
G28	MALE ELBOW 外螺铜弯头		1/2"*1/2"	3.79	66				
			3/4"*1/2"	0.00					
			3/4"*3/4"	0.00					
			1"*1/2"	0.00					
	FEMALE		1/2"	0.48	11	1200	0.5	0.3	0.27
			3/4"	0.74	17	700	0.5	0.3	0.27

G29	ADAPTER 内螺直接(带皮垫)		1"	1.20	28.5	400	0.5	0.3	0.27	
			1-1/4"	1.91	46	220	0.5	0.3	0.27	
			1-1/2"	2.61	64	160	0.51	0.3	0.265	
			2"	5.32	131.5	72	0.5	0.3	0.24	
G30	内外插弯头		1/2"	0.39	9.5	1500	0.5	0.3	0.27	
			3/4"	0.77	20	600	0.5	0.3	0.27	
			1"	1.46	38	300	0.5	0.3	0.27	
G32	角阀 竖		1/2"	3.93	52	135	0.5	0.3	0.27	
				#VALUE!						
				0.00						
				0.00						
G33	角阀 横		1/2"	3.93	50	165	0.5	0.3	0.27	
				0.00						
				0.00						
				0.00						
				0.00						
G34	角球阀		1/2"	3.05	40	400	0.5	0.3	0.27	
				0.00						
				0.00						
				0.00						
				0.00						
G35	COMPRESSION COUPLING 伸缩节		1/2"	2.78	57	260	0.5	0.3	0.27	
			3/4"	3.96	81	150	0.5	0.3	0.27	
			1"	5.62	115	100	0.5	0.3	0.27	
			1-1/4"	0.00						
			1-1/2"	0.00						
			2"	0.00						
G37	Y异径三通		3/4"x1/2"x1/2"	0.78	21	550	0.5	0.3	0.27	
			3/4"*3/4"x1/2"	0.85	24	450	0.5	0.3	0.27	
G38	check valve 截止阀		1/2"	9.56	116.2					
G39	弯头		1/2"	2.63	53					

**CPVC ASTM D2846 PIPES for WATER SUPPLY**

Description		Pictures	Size(inch)	Unit price (RMB/M)	Weight (g/pc)	PCS/ CTN	Packing size (m)		
SDR-11	CPVC PIPE		1/2"x1.73	3.13	118	50	3	0.159	0.159
			3/4"x2.03	5.10	195	30	3	0.223	0.223
			1"x2.6	8.18	313	20	3	0.286	0.286
			1-1/4"x3.18	13.07	500	10	3		
			1-1/2"x3.76	18.30	700	10	3		
			2"x4.9	31.95	1222	5	3		
SDR-13.5	CPVC PIPE		1/2"x1.51	2.88	106	50	3	0.159	0.159
			3/4"x1.73	4.49	172	30	3	0.223	0.223
			1"x2.03	6.80	245	20	3	0.286	0.286
			1-1/4"x2.59	11.14	426	10	3		
			1-1/2"x3.06	15.53	594	10	3		
			2"x4.0	28.60	1094	5	3		